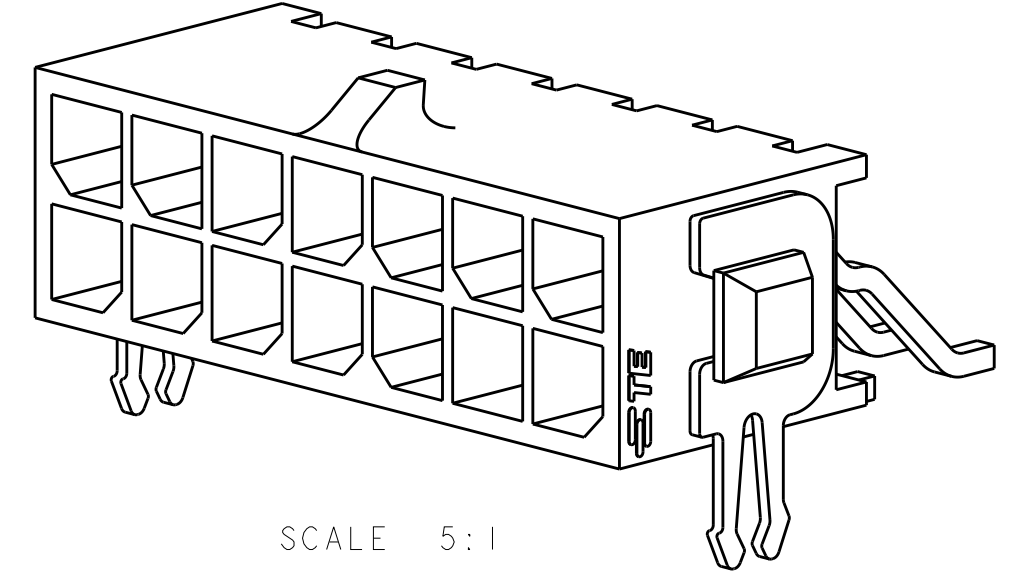
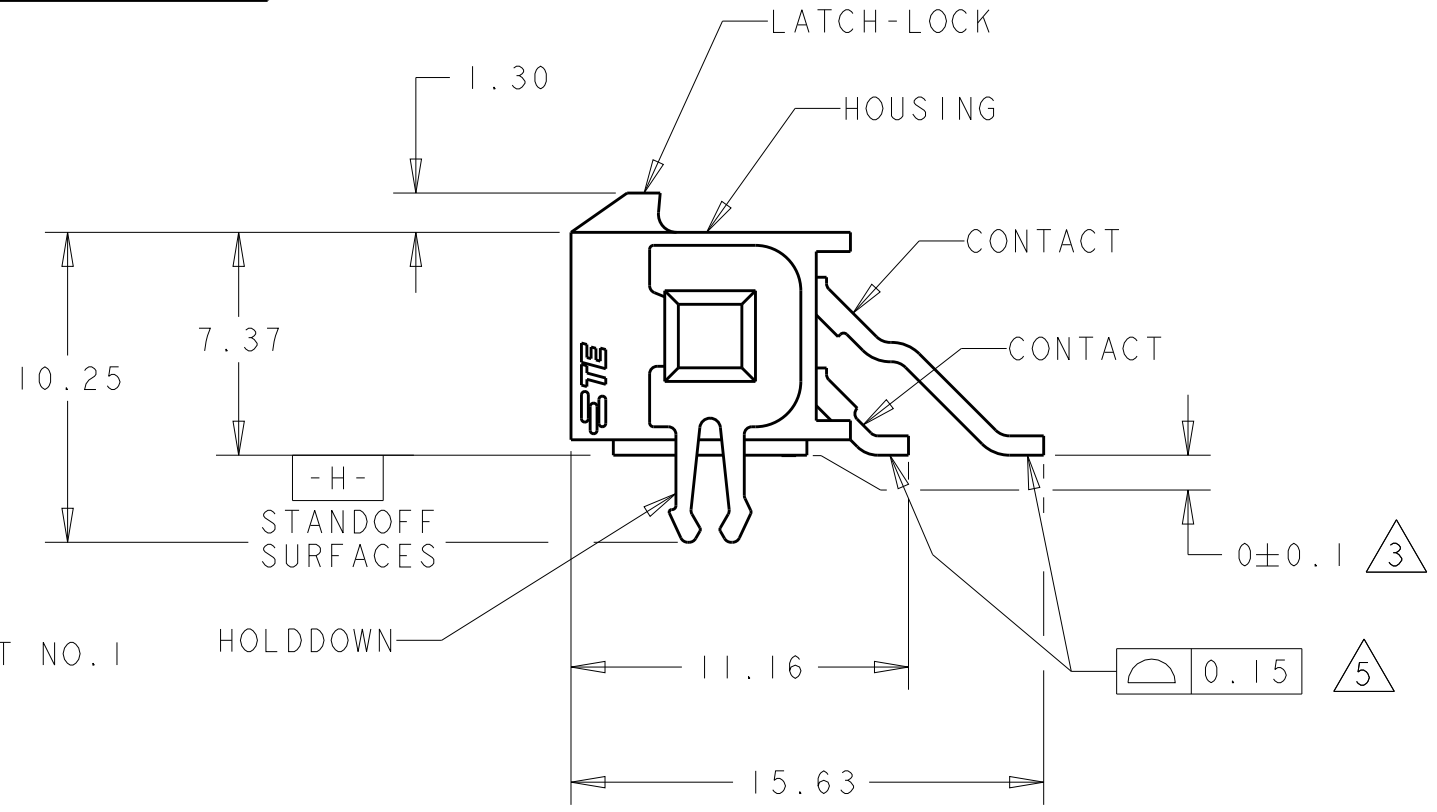
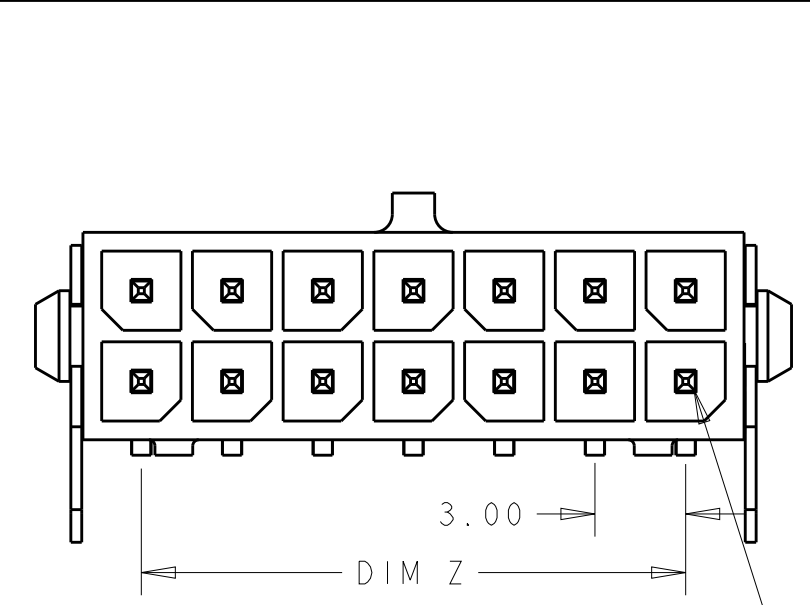
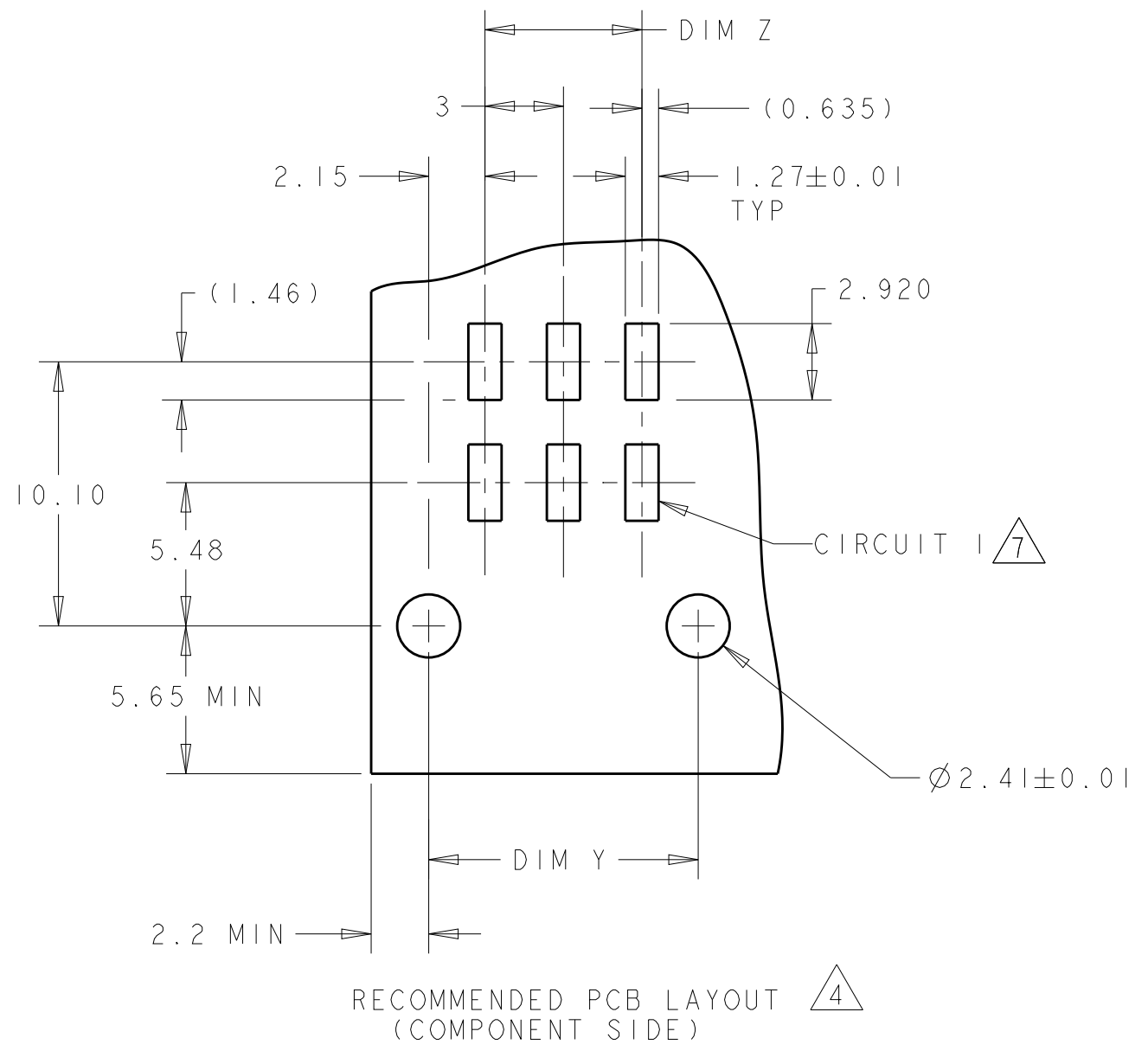
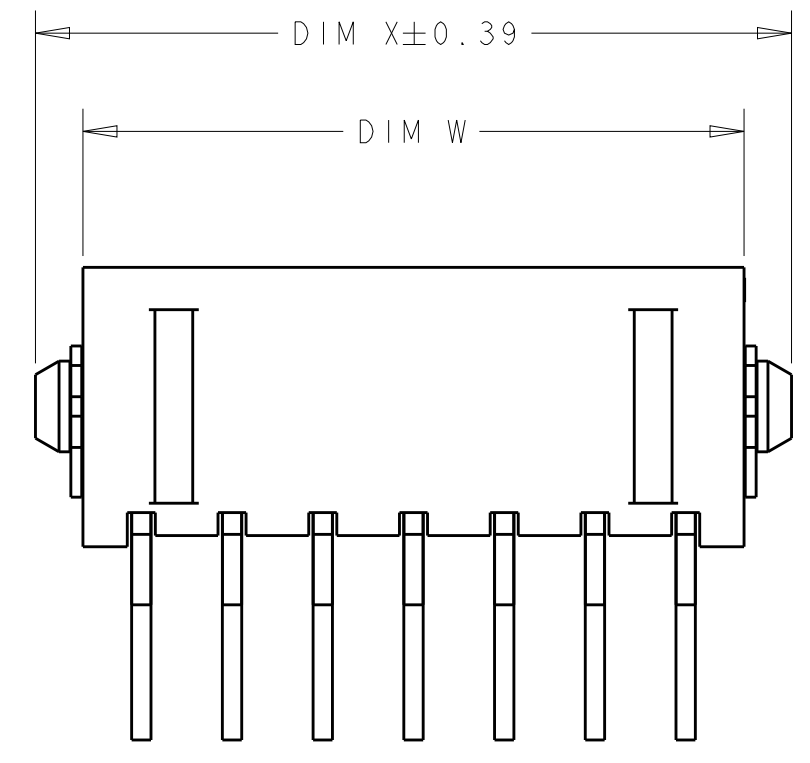


THIS DRAWING IS UNPUBLISHED. RELEASED FOR PUBLICATION 20
 © COPYRIGHT 20 BY - ALL RIGHTS RESERVED.

| LOC | DIST | REVISIONS | | | | | |
|-----|------|-----------|-----|---------------------------|------------|-----|------|
| CM | 00 | P | LTR | DESCRIPTION | DATE | DWN | APVD |
| | | G | | REVISED PER ECO-15-003291 | 27JULY2015 | SC | DZ |



SCALE 5:1



| 6 | 36.86 | 37.30 | 33.00 | 40.00 | 24 | 5-794626-4 |
|--------|-------|-------|-------|-------|--------------|-------------|
| 6 | 33.86 | 34.30 | 30.00 | 37.00 | 22 | 5-794626-2 |
| 6 | 30.86 | 31.30 | 27.00 | 34.00 | 20 | 5-794626-0 |
| 6 | 27.86 | 28.30 | 24.00 | 31.00 | 18 | 4-794626-8 |
| 6 | 24.86 | 25.30 | 21.00 | 28.00 | 16 | 4-794626-6 |
| 6 | 21.86 | 22.30 | 18.00 | 25.00 | 14 | 4-794626-4 |
| 6 | 18.86 | 19.30 | 15.00 | 22.00 | 12 | 4-794626-2 |
| 6 | 15.86 | 16.30 | 12.00 | 19.00 | 10 | 4-794626-0 |
| 6 | 12.86 | 13.30 | 9.00 | 16.00 | 8 | 3-794626-8 |
| 6 | 9.86 | 10.30 | 6.00 | 13.00 | 6 | 3-794626-6 |
| 6 | 6.86 | 7.30 | 3.00 | 10.00 | 4 | 3-794626-4 |
| 6 | 3.86 | 4.30 | - | 7.00 | 2 | 3-794626-2 |
| 2 | 36.86 | 37.30 | 33.00 | 40.00 | 24 | 2-794626-4 |
| 2 | 33.86 | 34.30 | 30.00 | 37.00 | 22 | 2-794626-2 |
| 2 | 30.86 | 31.30 | 27.00 | 34.00 | 20 | 2-794626-0 |
| 2 | 27.86 | 28.30 | 24.00 | 31.00 | 18 | 1-794626-8 |
| 2 | 24.86 | 25.30 | 21.00 | 28.00 | 16 | 1-794626-6 |
| 2 | 21.86 | 22.30 | 18.00 | 25.00 | 14 | 1-794626-4 |
| 2 | 18.86 | 19.30 | 15.00 | 22.00 | 12 | 1-794626-2 |
| 2 | 15.86 | 16.30 | 12.00 | 19.00 | 10 | 1-794626-0 |
| 2 | 12.86 | 13.30 | 9.00 | 16.00 | 8 | 794626-8 |
| 2 | 9.86 | 10.30 | 6.00 | 13.00 | 6 | 794626-6 |
| 2 | 6.86 | 7.30 | 3.00 | 10.00 | 4 | 794626-4 |
| 2 | 3.86 | 4.30 | - | 7.00 | 2 | 794626-2 |
| FINISH | DIM W | DIM Y | DIM Z | DIM X | NO. OF POSN. | PART NUMBER |

- 1 MATERIAL;
CONTACTS - BRASS.
HOUSING - UL 94V-0 RATED HIGH TEMP NYLON,
COLOR; BLACK.
HOLDDOWNS - PHOSPHOR BRONZE.
- 2 PLATING;
CONTACTS - 0.76µm MINIMUM GOLD OVER 2.54µm
MINIMUM NICKEL ON MATING AREA.
2.54µm TIN-LEAD MINIMUM OVER 2.54µm
NICKEL MINIMUM ON SOLDER TAILS.
HOLDDOWNS - 2.54µm TIN LEAD.
- 3 DIMENSION APPLIES TO SOLDER TAIL SURFACES
AND STANDOFF SURFACES.
- 4 RECOMMENDED PC BOARD THICKNESS OF 1.57.
- 5 ALL SOLDER TAILS.
- 6 PLATING;
CONTACTS - 0.76µm MINIMUM GOLD OVER 2.54µm
MINIMUM NICKEL ON MATING AREA.
2.54µm MATTE TIN MINIMUM OVER 2.54µm
NICKEL MINIMUM ON SOLDER TAILS.
HOLDDOWNS - 2.54µm MATTE TIN.
- 7 CIRCUIT NUMBER 1 IS LOCATED AT THE BOTTOM RIGHT
WITH THE LATCH-LOCK ON TOP LOOKING INTO THE CAVITIES

THIS DRAWING IS A CONTROLLED DOCUMENT.

| | | | |
|-------------------|---|--|---|
| DIMENSIONS: mm | TOLERANCES UNLESS OTHERWISE SPECIFIED: 0 PLC ± 1 PLC ± 2 PLC ±0.13 3 PLC ± 4 PLC ± ANGLES ± FINISH | DWN K. WHITAKER 19MAR2003 CHK C. JONES 19MAR2003 APVD C. JONES 19MAR2003 | NAME SURFACE MOUNT, RIGHT ANGLE, MECHANICAL HOLDDOWN, ASSEMBLY, 30 GOLD HEADER, DUAL ROW, MICRO MATE-N-LOK™ |
| MATERIAL 1 | SEE TABLE | PRODUCT SPEC - APPLICATION SPEC - WEIGHT - | SIZE A2 CAGE CODE 0779 DRAWING NO. C-794626 RESTRICTED TO - |

CUSTOMER DRAWING SCALE 4:1 SHEET 1 OF 1 REV G